

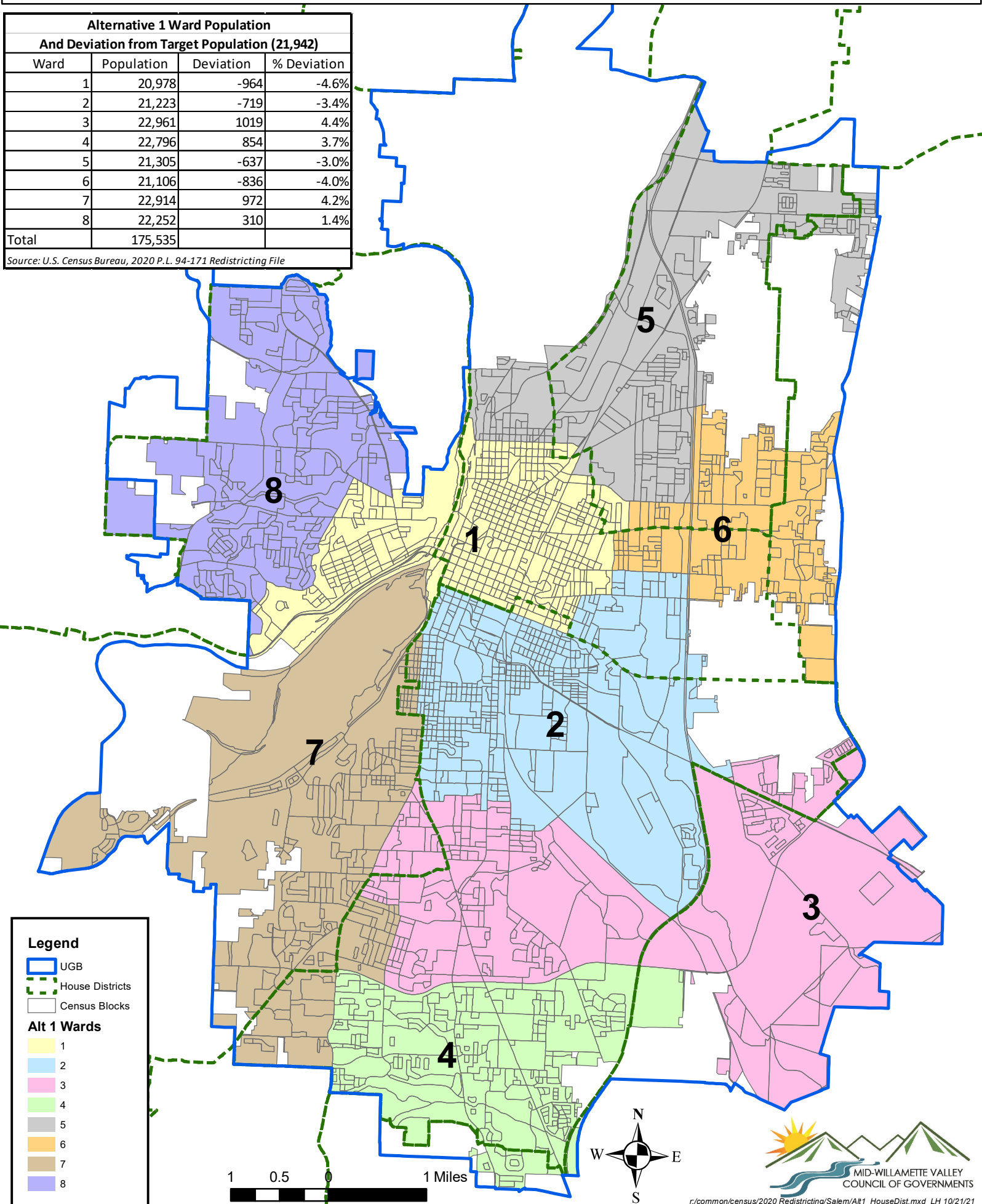
Alternative 1 Wards and House Districts

Alternative 1 Ward Population




And Deviation from Target Population (21,942)

Ward	Population	Deviation	% Deviation
1	20,978	-964	-4.6%
2	21,223	-719	-3.4%
3	22,961	1019	4.4%
4	22,796	854	3.7%
5	21,305	-637	-3.0%
6	21,106	-836	-4.0%
7	22,914	972	4.2%
8	22,252	310	1.4%
Total	175,535		









Source: U.S. Census Bureau, 2020 P.L. 94-171 Redistricting File



Legend

-  UGB
-  House Districts
-  Census Blocks

Alt 1 Wards

-  1
-  2
-  3
-  4
-  5
-  6
-  7
-  8

1 0.5 1 Miles

