

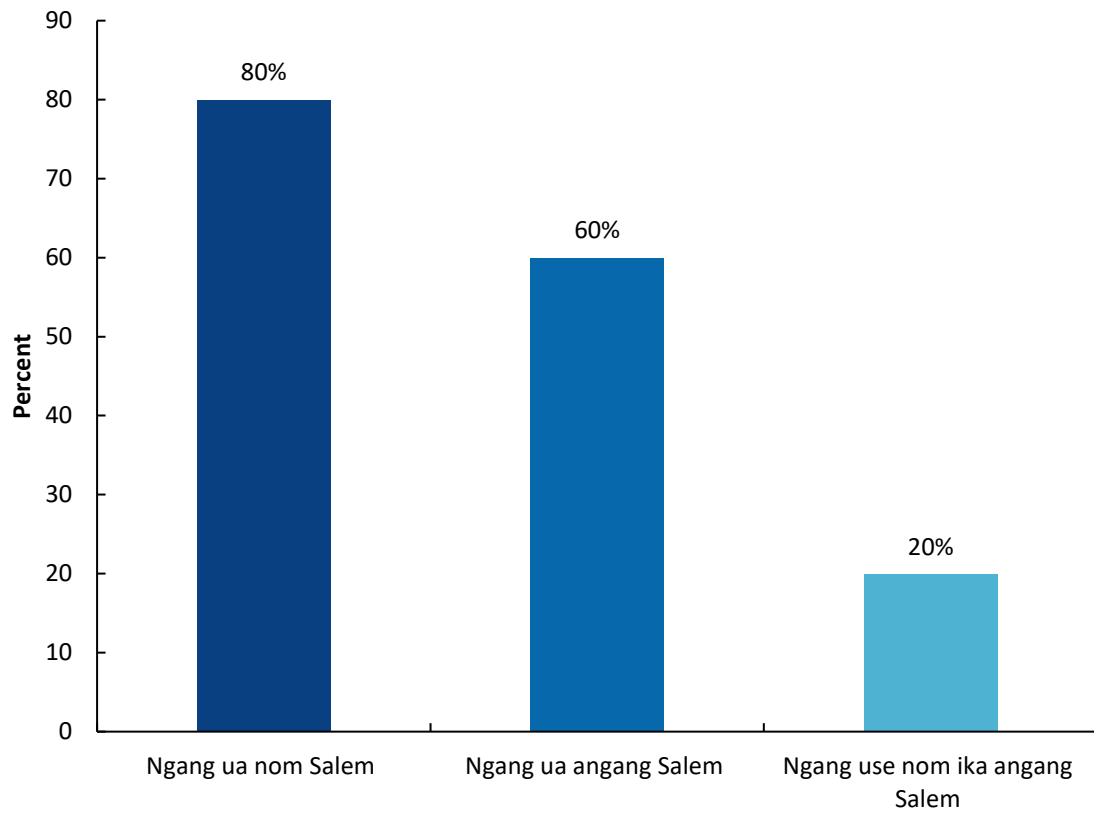
# Report for Anemwir won met mi menei ren Housing non Salem

Anemwir won met mi menei ren Housing non Salem

## Response Statistics

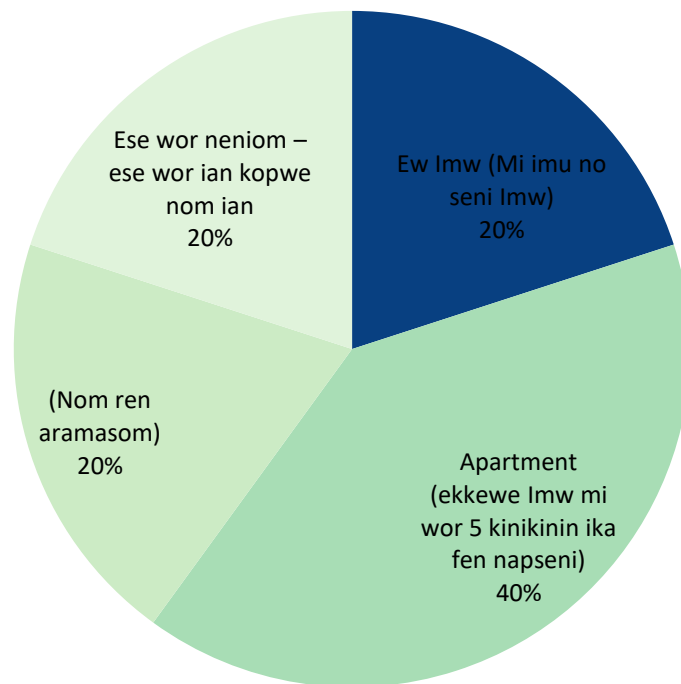
	Count	Percent
Complete	5	100
Partial	0	0
Disqualified	0	0
Totals	5	

### 1. Ifa ussun nonomwum non Salem? (fini met mi awewei ussum)



Value	Percent	Count
Ngang ua nom Salem	80.0%	4
Ngang ua angang Salem	60.0%	3
Ngang use nom ika angang Salem	20.0%	1

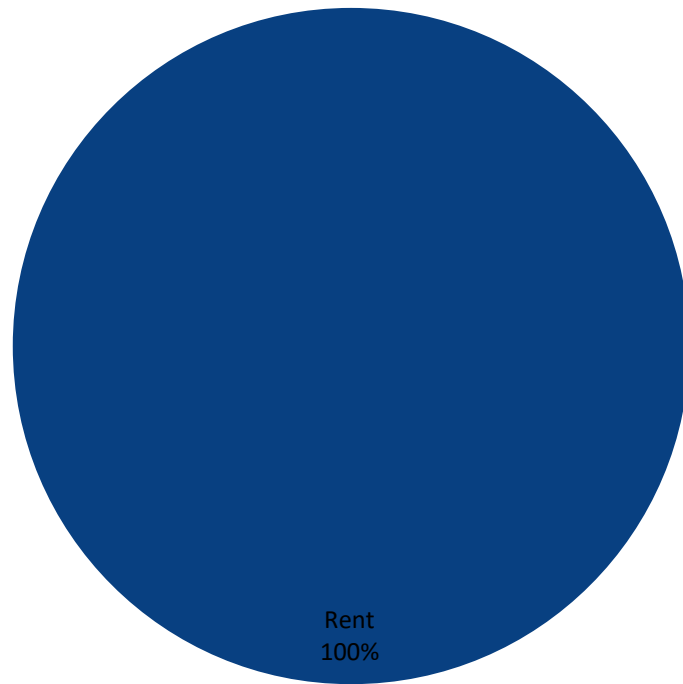
## 2. Met sokkun lmw ke nom non? (Fini ew me nein)



Value	Percent	Count
Ew lmw (Mi imu no seni lmw)	20.0%	1
Apartment (ekewe lmw mi wor 5 kinikinin ika fen napseni)	40.0%	2
(Nom ren aramasom)	20.0%	1
Ese wor neniom – ese wor ian kopwe nom ian	20.0%	1
	Totals	5

Pwan ekkoch	Count
Totals	0

### 3. Ika mei wor neniom, ke rent ika en emon sou-imw



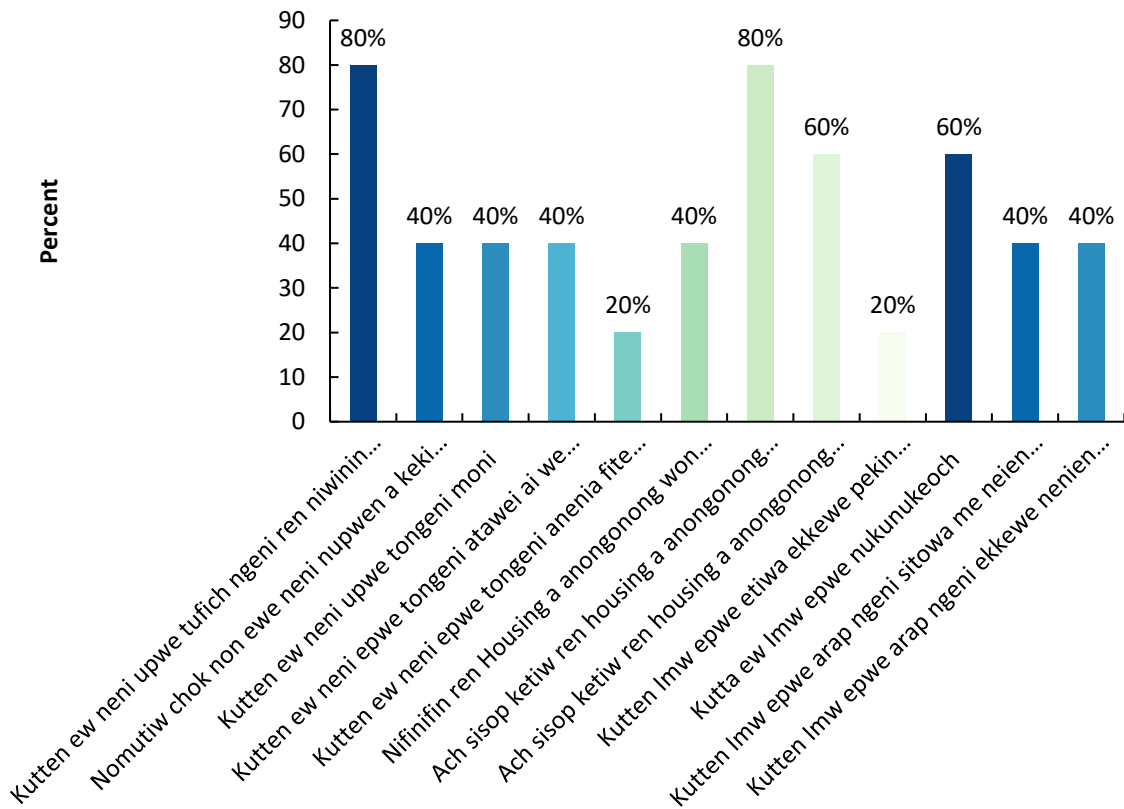
Value	Percent	Count
Rent	100.0%	5
	Totals	5

Pwan ekkoch	Count
Totals	0

#### 4. Ika ka finata ew neni kopwene nom non, ifa ussun auchean ngonuk?

	Ese wor auchean		Mei auchea		Mei fokkun auchean		Responses
	Count	Row %	Count	Row %	Count	Row %	Count
Mée ééch	0	%	2	40.0%	3	60.0%	5
Sokkun Imw (ew imw, ew Imw nge mei kinikin non ruu, apartment, etc)	0	%	3	60.0%	2	40.0%	5
Fite ukukun room	0	%	5	100.0%	0	%	5
Mei mecheres ngeni ekkewe mei apwangapwang ika mei ter.	0	%	3	60.0%	2	40.0%	5
Nonnom ewe Imw	1	20.0%	3	60.0%	1	20.0%	5
Ewe neni mei arap ngeni nenien angang ika sukun	0	%	2	40.0%	3	60.0%	5
Ewe neni mei arap ngeni sitowa, ekkoch pekin angang, me ekkewe parks	0	%	1	25.0%	3	75.0%	4
Mei arap ngeni ewe transit ika nenien pas	1	25.0%	1	25.0%	2	50.0%	4
Ekkewe neni mei suuk ngeni chommong aramas	1	20.0%	2	40.0%	2	40.0%	5

**5. Non ekkewe 10 ier a no, met sokkun osukosuk en mi kuna fan iten housing non Salem? Fini met**



Value	Percent	Count
Kutten ew neni upwe tufich ngeni ren niwini rent	80.0%	4
Nomutiw chok non ewe neni nupwen a keki niwini rent	40.0%	2
Kutten ew neni upwe tongeni moni	40.0%	2
Kutten ew neni epwe tongeni atawei ai we osukosuken semwenin ter	40.0%	2
Kutten ew neni epwe tongeni anenia fite pinon aramasenerations	20.0%	1
Nifinifin ren Housing a anongonong won ngang chon ian, ai namanam, ika ngang emon mwan ika fefin,	40.0%	2

nonnomun ai we family, osupwangen ai semwen ren terin inisi, etc		
Ach sisop ketiw ren housing a anongonong won an ese naf rental history ika past eviction.	80.0%	4
Ach sisop ketiw ren housing a anongonong won ach fofforungaw ren tipisin atai annukun Muu	60.0%	3
Kutten Imw epwe etiwa ekkewe pekin aninnisin ren vouchers ika pwan ekkewe ekkoch aninnis.	20.0%	1
Kutta ew Imw epwe nukunukeoch	60.0%	3
Kutten Imw epwe arap ngeni sitowa me neien angang	40.0%	2
Kutten Imw epwe arap ngeni ekewe nenien pas	40.0%	2

Pwan ekkoch	Count
Totals	0

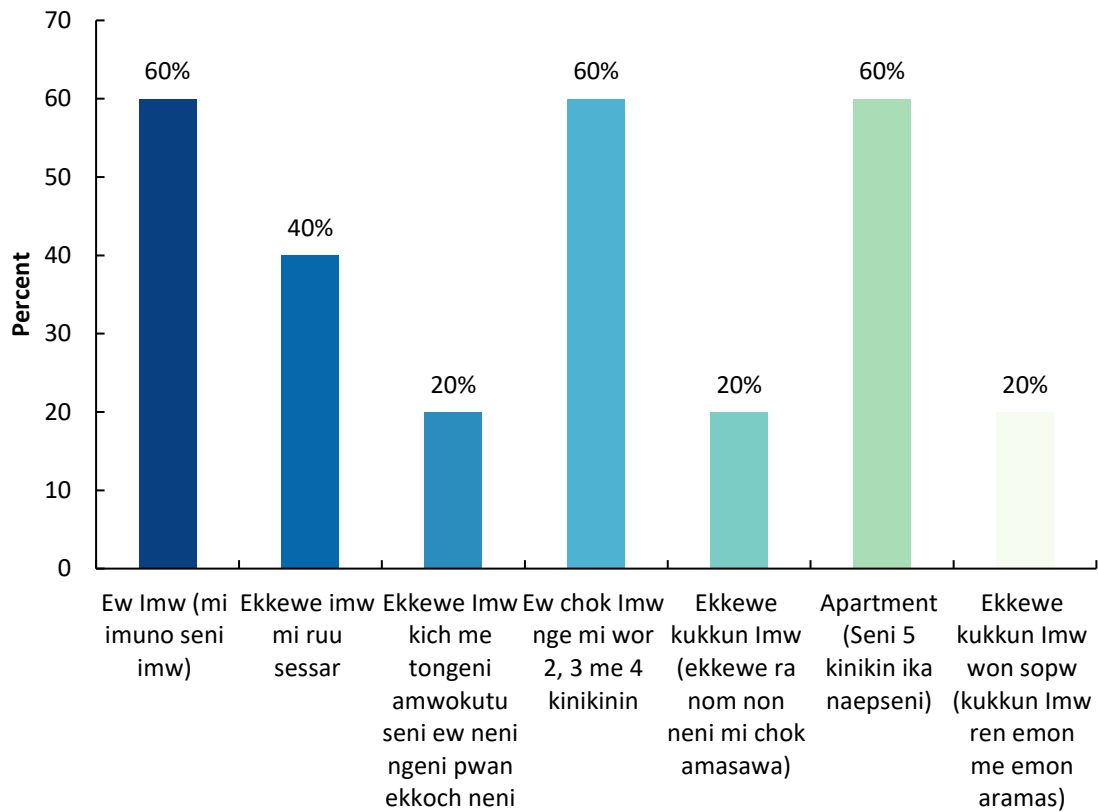
## 6. Met sineiom a kon atapwanapwan ren osukosuken housing non Salem?

	Ese atapwanapwan		ekis atapwanapwan		fakkun atapwanapwan		Response s
	Count	Row %	Count	Row %	Count	Row %	Count
Nafangawen Imwrent	0	%	2	40.0%	3	60.0%	5
Nafangawen Imw epwe amomo	0	%	3	60.0%	2	40.0%	5
Nafangawen sokkun Imw (Ew imw, ekkewe Imw mi kinikin non ruu, apartment, ekkewe imw mi ruu sessar, etc)	1	25.0%	2	50.0%	1	25.0%	4
Nafangawen sokkun imw ren saisin (ukukun room non ewe Imw)	0	%	2	40.0%	3	60.0%	5
Niwinin Imw/epwe ukukeoch	0	%	1	20.0%	4	80.0%	5
Nafangawen neni minne epwe anenia ekkewe aramas ese wor nenier nupwen repwene	0	%	2	40.0%	3	60.0%	5



tou seni ewe kinikinin osupwange n neni (ekkewe neni mei wor pekin aninnis, ekkewe kukkun Imw etc)							
Ewe nifinifin ren Imw	0	%	2	40.0 %	3	60.0 %	5
Ngawen ekkewe Imw mei fen wor	1	20.0 %	2	40.0 %	2	40.0 %	5
Nafangawe n Imw fan iter ekkewe mei wor terir	0	%	1	20.0 %	4	80.0 %	5

**7. Met sokkun housing Salem e menei an epwe anisi touran ei Housing needs? (ka tongeni fini 3 me nein)**

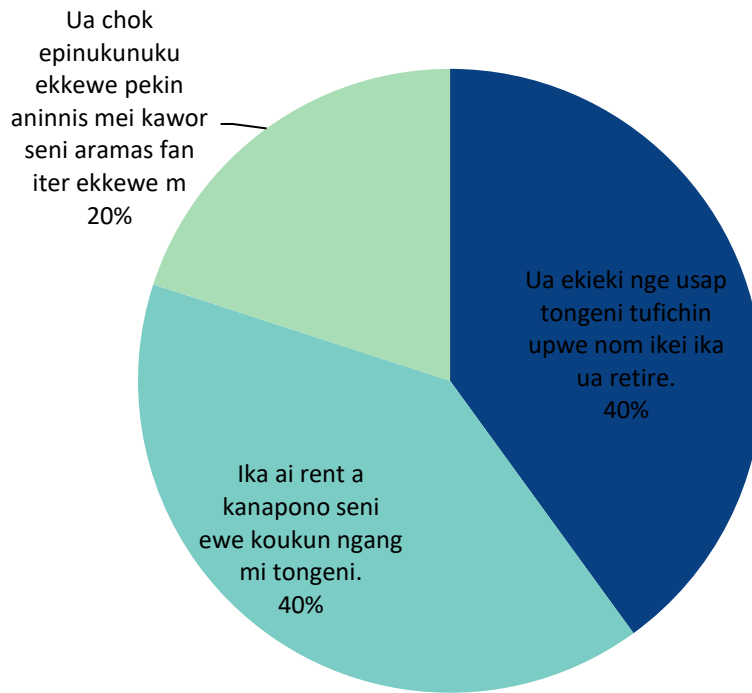


Value	Percent	Count
Ew Imw (mi imuno seni imw)	60.0%	3
Ekkewe imw mi ruu sessar	40.0%	2
Ekkewe Imw kich me tongeni amwokutu seni ew neni ngeni pwan ekkoch neni	20.0%	1
Ew chok Imw nge mi wor 2, 3 me 4 kinikinin	60.0%	3
Ekkewe kukkun Imw (ekewe ra nom non neni mi chok amasawa)	20.0%	1
Apartment (Seni 5 kinikin ika naepseni)	60.0%	3

Ekkewe kukkun Imw won sopw (kukkun Imw ren emon me emon aramas)	20.0%	1
---	-------	---

Pwan ekkoch	Count
Totals	0

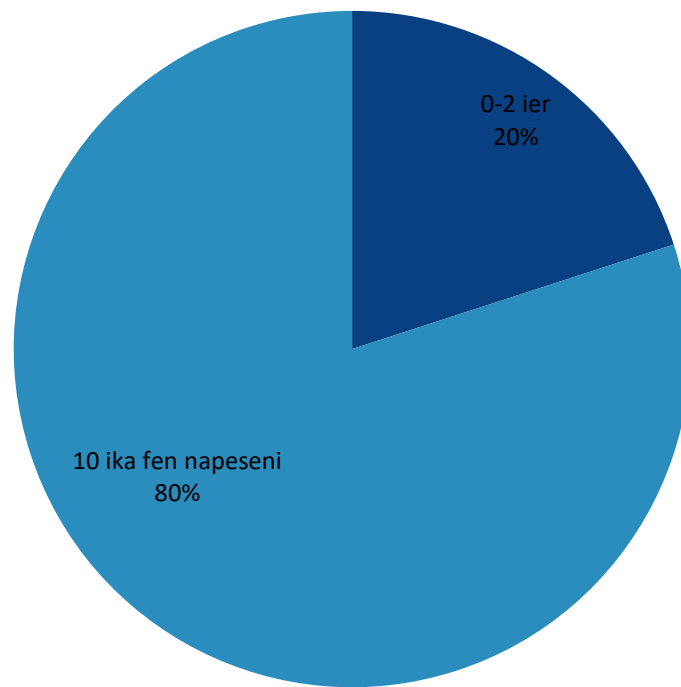
**8. Om neneni mwach kan, nge met ena watten ekiek mi wewe ngeni om mochen ren housing? (Fini ew)**



Value	Percent	Count
Ua ekieki nge usap tongeni tufichin upwe nom ikei ika ua retire.	40.0%	2
Ika ai rent a kanapono seni ewe koukun ngang mi tongeni.	40.0%	2
Ua chok epinukunuku ekkewe pekin aninnis mei kawor seni aramas fan iter ekkewe mei osupwang	20.0%	1
	Totals	5

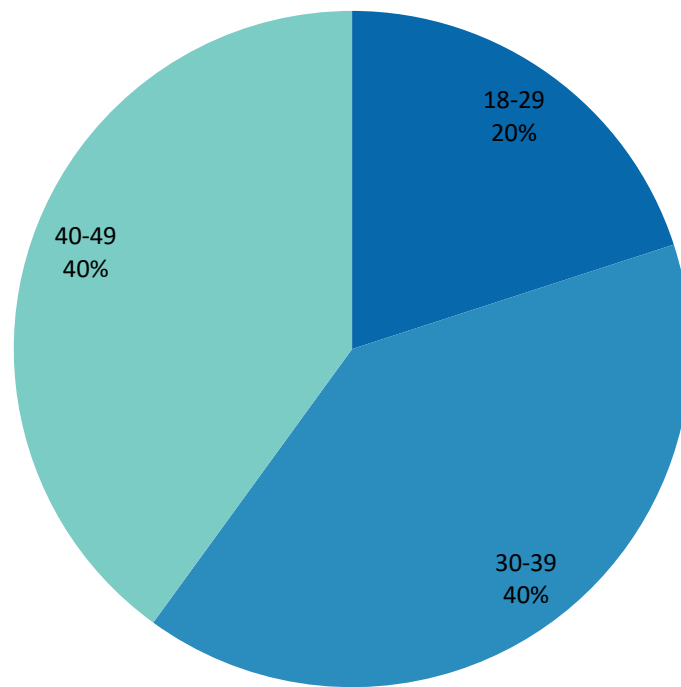
Pwan ekkoch	Count
Totals	0

### 9. Ika en mi nom Salem, ifa tamen on nonnom ikei?



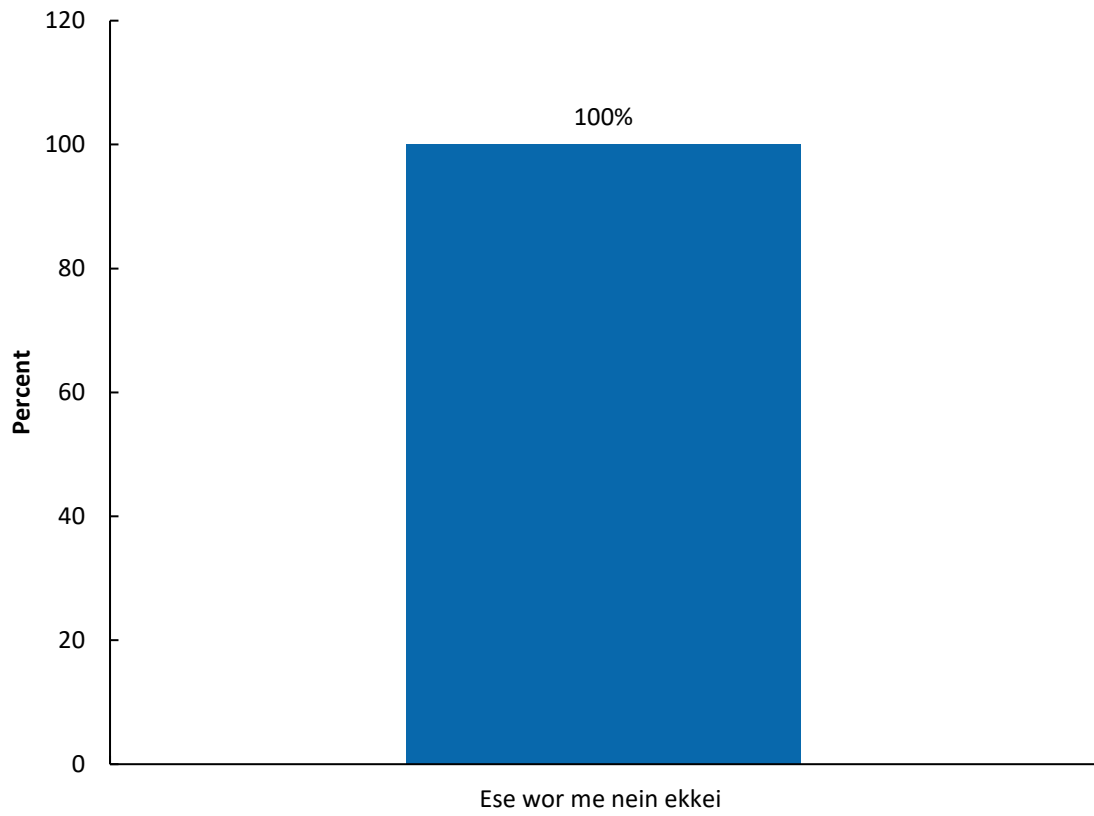
Value	Percent	Count
0-2 ier	20.0%	1
10 ika fen napeseni	80.0%	4
	Totals	5

## 10. Fite ierum?



Value	Percent	Count
18-29	20.0%	1
30-39	40.0%	2
40-49	40.0%	2
	Totals	5

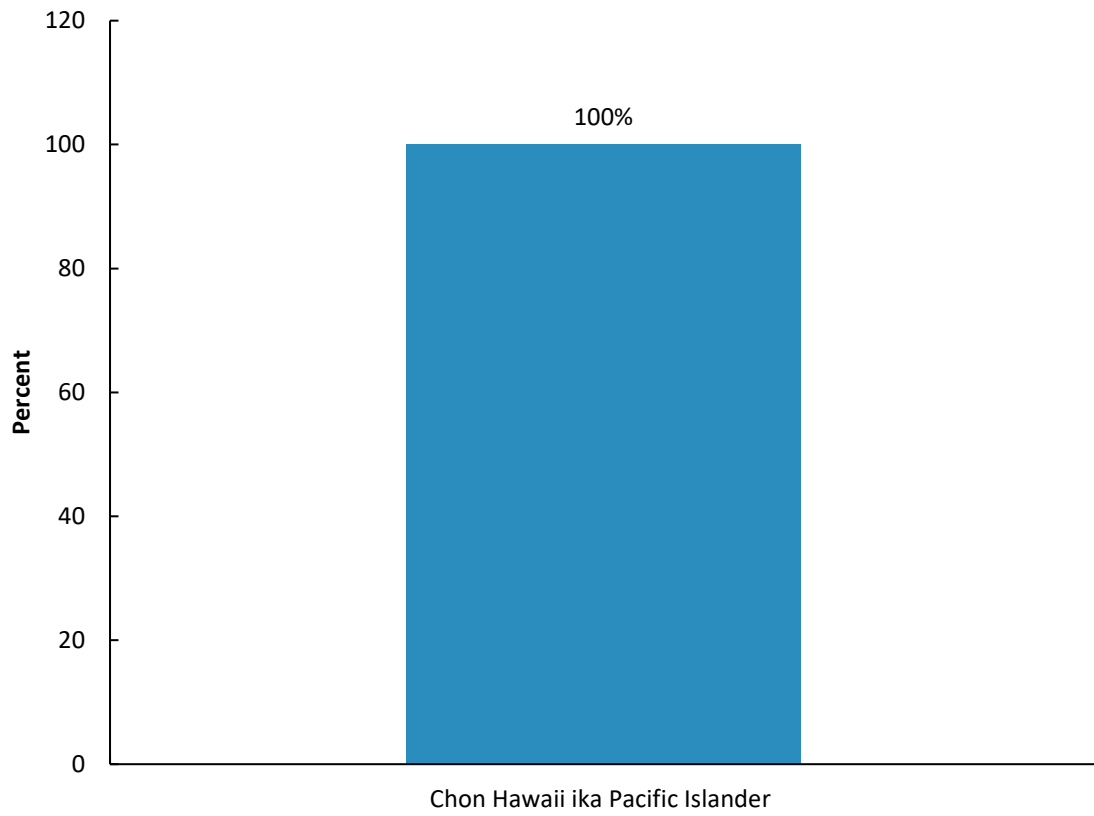
**11. Mei wor osukosuken tamangawen inisum? (Fini met mi awawei ussum)**



Value	Percent	Count
Ese wor me nein ekkei	100.0%	5

Pwan ekkoch	Count
Totals	0

**12. En chon meni fonu/kinikinin fonu? (Cheki met epwe awewei ussum)**

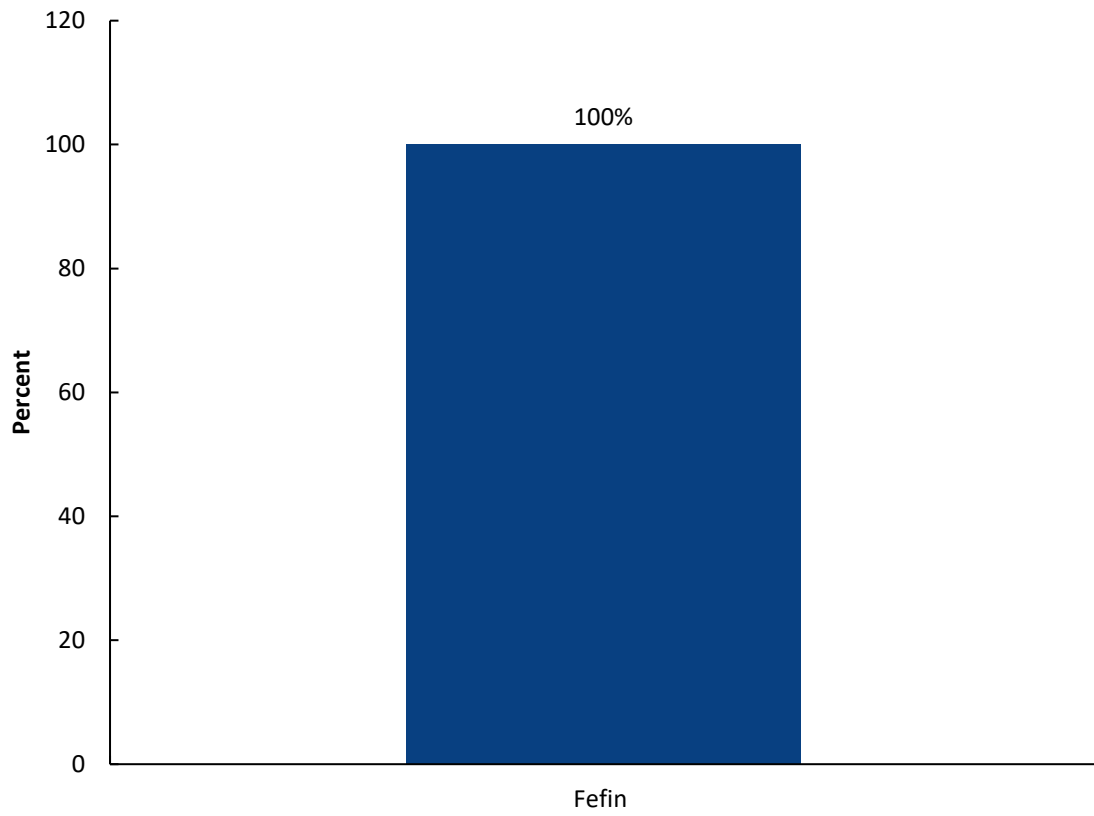


Value	Percent	Count
Chon Hawaii ika Pacific Islander	100.0%	5

Pwan ekkoch	Count
Totals	0



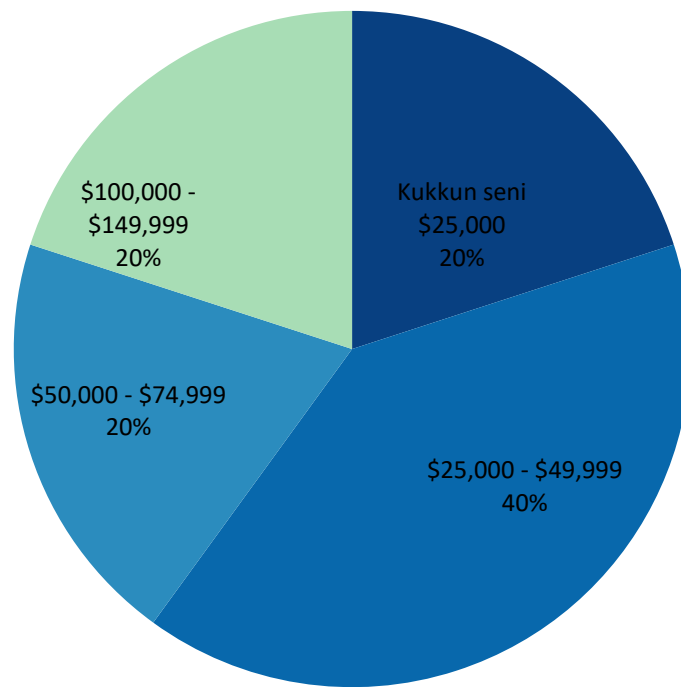
### 13. En emon met? (fini met epwe awewei ussum)



Value	Percent	Count
Fefin	100.0%	5

Ekkewe ekkoch	Count
Totals	0

**14. Fite ukukun om tori chon non imwom na moni tonong non ew ier?**



Value	Percent	Count
Kukkun seni \$25,000	20.0%	1
\$25,000 - \$49,999	40.0%	2
\$50,000 - \$74,999	20.0%	1
\$100,000 - \$149,999	20.0%	1
	Totals	5

### 15. Mei wor met kepwan mochen pacheita?

ResponseID	Response
5	Ese wor