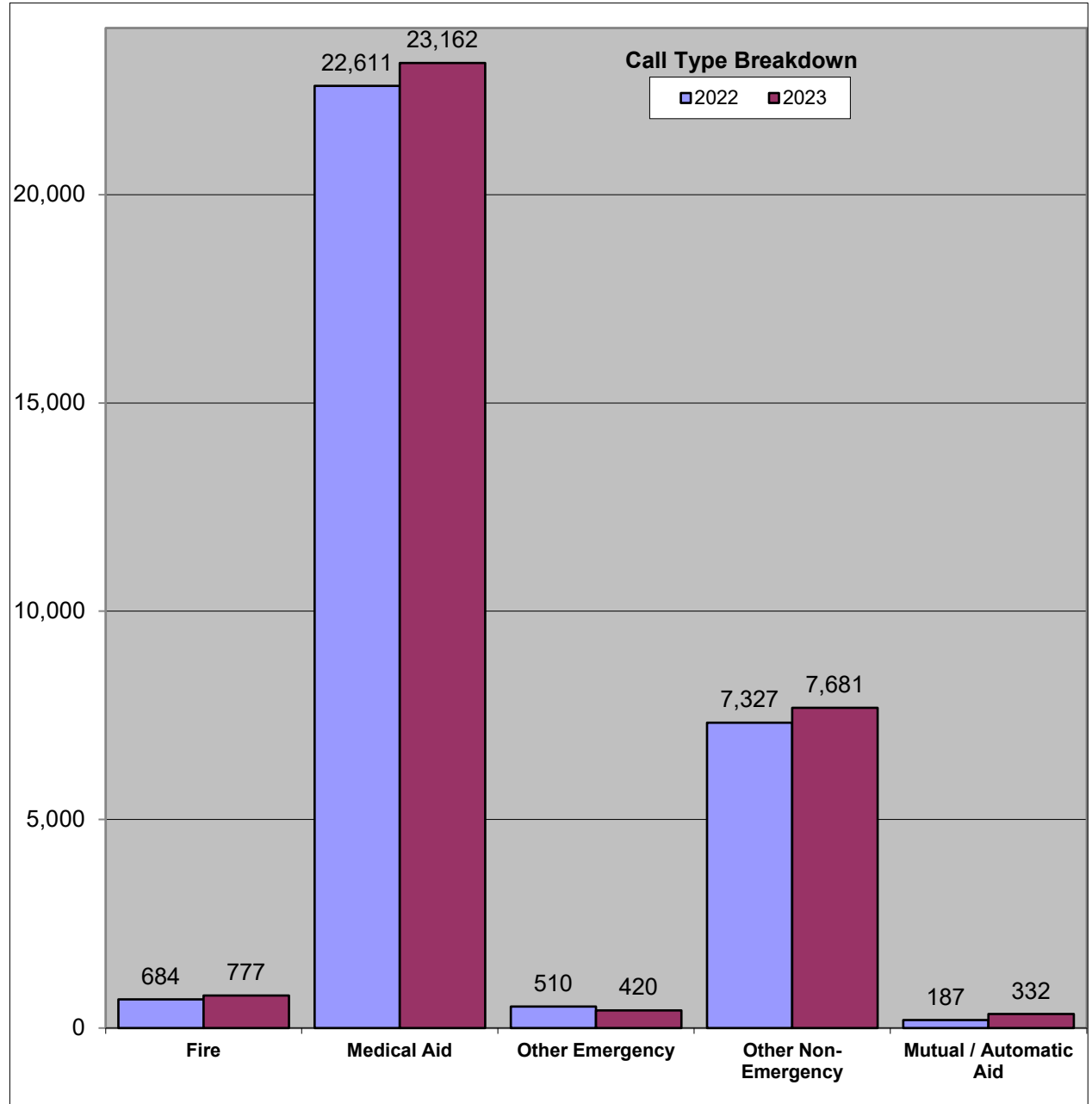


Salem Fire Department 2023 Calendar Year Stats at a Glance

Totals Salem Fire Department Calls		
Incident Type	2022	2023
Fire	684	777
Over Pressure / Rupture	2	5
Medical Aid	22,611	23,162
Hazardous Conditions	506	413
Service Calls	3,292	2,770
Good Intentions (includes Cancelled)	2,791	3,491
False Alarms	1,242	1,416
Severe Weather/Natural Disaster	2	2
Special / Other / Citizen Complaint	2	4
Total in Salem / SSRFPD#1	31,132	32,040
Mutual / Automatic Aid	187	332
Grand Totals	31,319	32,372

Mutual/Auto Aids Type Breakdown		
Incident Type	2022	2023
Fire	38	45
Over Pressure / Rupture	0	0
Medical Aid	84	153
Hazardous Conditions	6	14
Service Calls	35	43
Good Intentions	22	72
False Alarms	2	5
Severe Weather	0	0
Special / Other	0	0
Totals	187	332



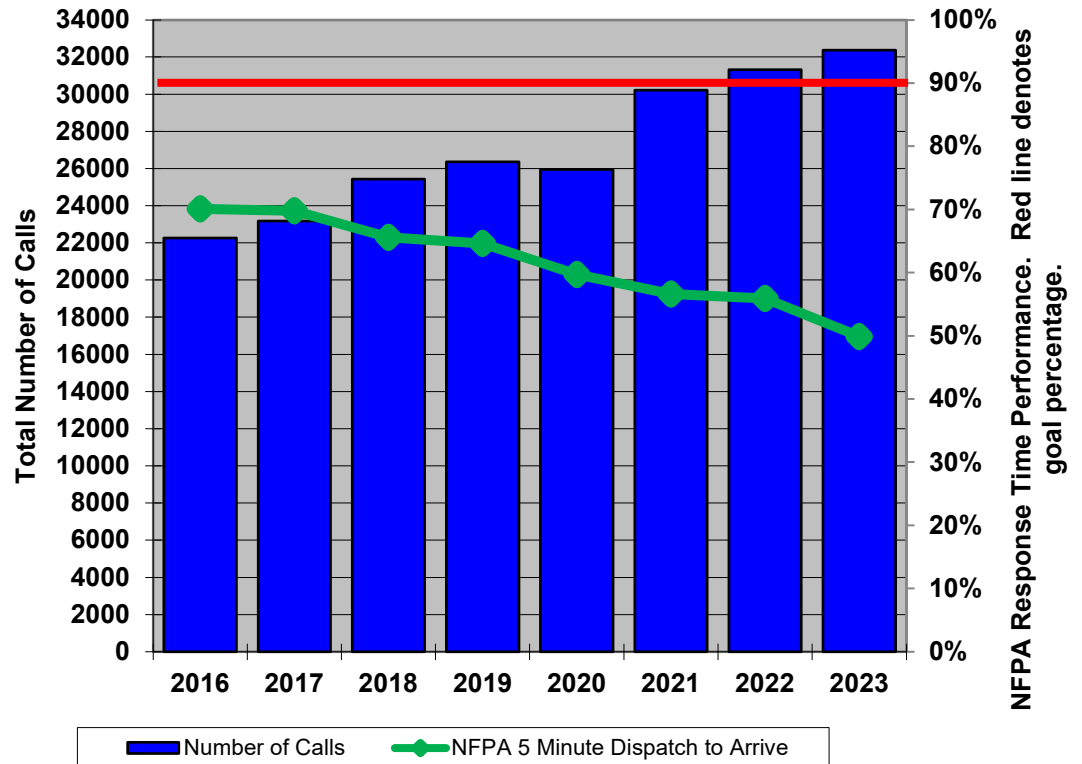
SFD Calls in District Per Year, Percent of Increase & Average Daily Calls

Year	Calls	% of Inc	Daily
2013	17,429		48
2014	18,860	8.21%	52
2015	19,976	5.92%	55
2016	22,046	10.36%	60
2017	23,176	5.13%	63
2018	25,431	9.73%	70
2019	26,170	2.91%	72
2020	25,799	-1.42%	71
2021	30,025	16.38%	82
2022	31,132	3.69%	85
2023	32,040	2.92%	88

5 Minute NFPA Response Time Goal of 90%

2013	70.7%
2014	70.3%
2015	70.6%
2016	70.1%
2017	69.8%
2018	65.6%
2019	64.6%
2020	59.7%
2021	56.6%
2022	55.9%
2023	49.9%

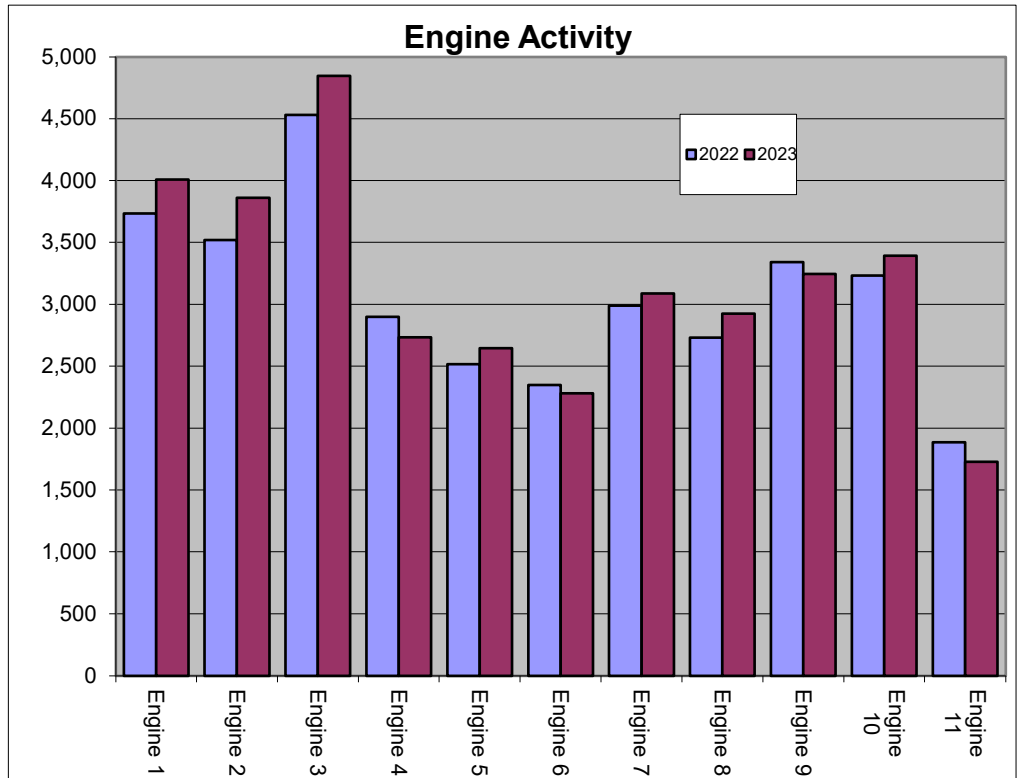
5 Minute NFPA Response Time Goal Performance



Calls in Station Area, and Engine Reliability Percentages

	2022	Jan - Jun	Jul - Dec	All Year	2023	Jan - Jun	Jul - Dec	All Year
Station 1	3,584	88.7%	88.1%	88.3%	3,996	85.2%	77.7%	81.3%
Station 2	3,012	91.8%	92.9%	92.4%	3,130	90.9%	84.4%	87.6%
Station 3	4,537	83.2%	81.8%	82.5%	4,838	81.2%	73.5%	77.2%
Station 4	2,489	92.1%	90.7%	91.3%	2,347	92.4%	87.7%	90.0%
Station 5	2,580	86.1%	88.0%	87.1%	2,717	85.3%	78.2%	81.6%
Station 6	1,868	87.5%	86.4%	86.9%	1,773	83.0%	68.2%	75.3%
Station 7	2,816	87.7%	87.4%	87.6%	2,946	86.8%	81.3%	84.1%
Station 8	2,567	87.4%	88.2%	87.8%	2,555	83.4%	79.7%	81.6%
Station 9	3,380	86.3%	86.4%	86.4%	3,388	84.7%	76.1%	80.3%
Station 10	2,812	81.1%	81.8%	81.4%	2,959	81.4%	70.1%	75.5%
Station 11	1,487	85.7%	84.0%	84.8%	1,391	85.9%	76.9%	81.3%
Mutual/Auto Aid	187				332			
Totals	31,319	86.7%	86.7%	86.7%	32,372	85.1%	77.4%	81.1%

Unit Activity and Arrivals				
Unit	2022 Total	2022 Arrivals	2023 Total	2023 Arrivals
Engine 1	3,735	2,577	4,008	2,638
Engine 2	3,520	2,698	3,860	2,843
Engine 3	4,530	3,593	4,845	3,892
Engine 4	2,898	2,175	2,733	2,046
Engine 5	2,515	1,912	2,646	2,017
Engine 6	2,348	1,745	2,282	1,656
Engine 7	2,988	2,361	3,088	2,426
Engine 8	2,731	2,095	2,925	2,181
Engine 9	3,342	2,624	3,244	2,445
Engine 10	3,233	2,249	3,393	2,542
Engine 11	1,886	1,454	1,727	1,361
Engine Totals	33,726	25,483	34,751	26,047
Ladder 2	1,086	695	1,240	753
Ladder 4	887	577	931	582
Ladder Totals	1973	1272	2171	1335
Medic 16	1,775	1,360	3,622	2,695
Medic 18			1	0
Medic 19	79	35	188	125
Medic Totals	1,854	1,395	3,811	2,820
Grand Totals	37,553	28,150	40,733	30,202



Total Fires and Multi-Alarm Fires					
Year	Fires	2nd	3rd	4th >	Total Multi-Alarm
2017	546	24	1	1	26
2018	564	12	0	0	12
2019	517	11	3	1	15
2020	586	14	1	0	15
2021	925	12	4	0	16
2022	684	11	0	2	13
2023	777	14	0	1	15

Fire Value and Loss, and Loss Per \$1000 of Value			
Year	Value	Loss	Loss per \$1000
2013	\$351,046,137	\$5,759,074	\$16.41
2014	\$281,093,060	\$3,090,112	\$10.99
2015	\$576,725,073	\$3,386,325	\$5.87
2016	\$158,125,675	\$4,846,465	\$30.65
2017	\$134,438,719	\$4,848,764	\$36.07
2018	\$395,575,690	\$2,509,265	\$6.34
2019	\$553,452,514	\$5,754,790	\$10.40
2020	\$209,158,701	\$10,689,151	\$51.11
2021	\$211,478,294	\$10,025,939	\$47.41
2022	\$195,820,180	\$6,304,430	\$32.19
2023	\$430,519,035	\$7,575,226	\$17.60

Fires by Type Breakdown		
Call Type	2022	2023
Structure	125	133
Mobile Structure	10	5
Vehicle	61	52
Natural Vegetation	203	274
Garbage/Rubbish	221	243
Special Outside	43	43
Cultivated Vegetation	21	27
Other	0	0
Totals	684	777

Medical Calls by Type Breakdown		
Call Type	2022	2023
Emergency Medical Aid	10,879	10,979
Accident w/Injuries	1,265	1,165
Transfer	5	4
Non-Emergency Medical Aid & Medic Only	10,462	11,014
Totals	22,611	23,162

